




**ATS**

**THE UNIVERSAL  
TELESCOPIC  
MOTOR FOR  
SWING GATES**

**CAME** 

[CAME.COM](http://CAME.COM)





# ATS CHARACTERISTICS

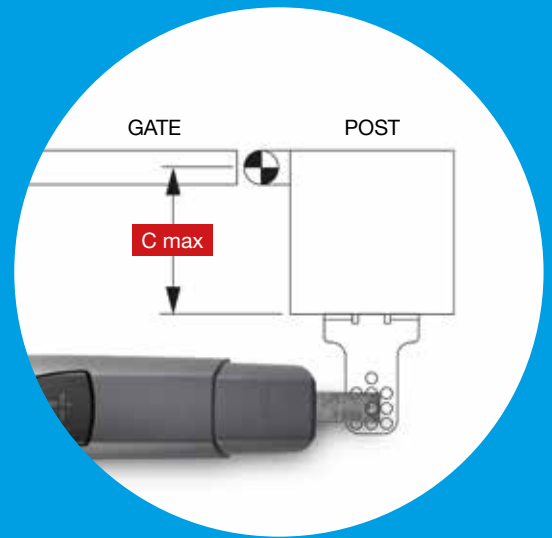
ATS is the automation for swing gates that can be installed in any setting, even on very deep posts.

- **UNIVERSAL SOLUTION**  
for installation on posts with C max up to 200 mm.
- **RESISTANT TELESCOPIC MOTOR**  
made of aluminium and steel.
- **VERSATILITE AND RELIABLE**  
with 230 Volt AC and 24 Volt DC versions.
- **2 MODELS**  
for leaves up to 3 meters and up to 5 meters.
- **PERFECT SLOWDOWN MANAGEMENT**  
and obstacle detection thanks to the encoder.
- **SILENT AND FLUID MOVEMENTS**  
thanks to the bevel gear motor.
- **MODERN DESIGN**  
and tapered shape thanks to the axial gearmotor.

## C MAX UP TO 200 mm

ATS is the universal solution, ideal for both residential settings and industrial installations.

It is a very versatile operator and thanks to the telescopic extension it is able to adapt perfectly to the different "depths" of the posts.



## TECHNOLOGY AND DESIGN

ATS combines advanced performance with the need for a refined design. Thanks to the axial transmission, the motor body does not protrude from the frame, for a slender and elegant shape. Furthermore, the bevel gear system allows smooth and silent movement.



## ENTIRELY MADE IN STEEL AND ALUMINIUM TO ENSURE RESISTANCE AND RELIABILITY OVER TIME

CAME has designed this operator for swing gates with the specific objective of offering a high quality product with high electronic and mechanical performance.

The telescopic steel arm is protected by an aluminium casing that provides strength and resistance to atmospheric agents.

The upper or lower metal cover can be easily opened for simple and quick maintenance.





## GEARMOTOR 24 VOLT DC

### PRECISE AND EFFICIENT

The 24 Volt system was designed to offer a high-performance solution under intensive use. Ideal therefore, not only for residential settings but also for professional or industrial installations.

The electronic encoder allows to manage the gate travel in a precise and efficient way, slowing down the speed both in opening and closing.

### BATTERY-POWERED EMERGENCY SYSTEM

A special system with high-performance lithium batteries allows ATS to operate even in the event of a power failure.

This emergency device recharges during normal operation to ensure maximum uptime at all times.



### ELECTRONIC LIMIT-SWITCHES

The gate travel is adjusted by high precision electronic limit switches which allow to operate also in an intensive way without ever straining the motor.

The microswitches can be adjusted even in a later stage after the installation, without having to open the motor, simply unscrewing the two screws corresponding to the two opening and closing limit switches.





## ALWAYS MORE FOR YOUR AUTOMATION

The ZL65 board supports numerous additional functions, available as additional modules that can be connected directly to the board. The available functions may vary depending on the board used.



### TRANSPONDER AND KEYPAD SELECTORS

connected directly to the board thanks to the R800/R700 accessories.



### EN TESTED

This operator is tested in conformity with EUROPEAN STANDARDS on impact forces.



### RIO SYSTEM 2.0

wireless technology is the CAME solution to install all control and safety devices via wireless connection, without the need for cables.



### COMPATIBLE WITH CAME CONNECT

for advanced management and remote control of the system.



### COMPATIBLE WITH CAME KEY

for advanced programming and configurations via smartphone and tablet.



### "ENERGY SAVING" MODULE

for low power consumption during the standby phase.

## CONVENIENT MANUAL RELEASE

In case of need it is possible to unlock the motor to open or close the gate leaf manually.

A single gesture is sufficient to unlock ATS. The pin to be operated is protected by a flap that simply opens with a finger.

The new tri-lobe key also has a completely new design, for greater ergonomics.





# CAME KEY



## YOUR NEW WORKING TOOL

Setting up and installing a system is an operation that can take time and is often carried out in uncomfortable situations.

Leave the screwdriver in your toolbox and start using your next-generation working tool.

CAME KEY is an interface capable of communicating with any smartphone or tablet without needing an Internet connection.



The  
SETUP App  
is available on:



Connect CAME KEY to the board and download the CAME SETUP App.  
Connected to your smartphone or tablet, CAME KEY allows:

- Rapid operator configuration
- Board firmware update
- Transmitter management
- Backup of configurations both locally and on the cloud and... much more!



# CAME CONNECT TRY NOW THE TECHNOLOGY OF THE FUTURE FOR YOUR BUSINESS

**CAME**  **CONNECT**  
CLOUD CONNECTED TECHNOLOGY

CAME CONNECT It is the Cloud system that allows you to manage all your customers and every single system remotely using a mobile device or from your PC in the office.

Through the Gateway, which must be installed together with the operator, all the products can connect to the Internet in a universal, secure network certified by CAME. Video door entry system, temperature control, smart home systems, gate motors, barriers and parking systems, all the operators are connected to each other and can be managed by a single device that allows remote control of the system, complete diagnosis of the system and monitoring of any anomalies. Thanks to CAME CONNECT you can grow your business, offering an efficient and continuous maintenance service, a remote assistance support and a rapid intervention in case of malfunction.

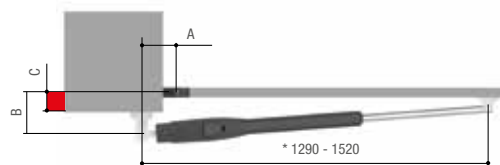
The installer, by connecting to the website and logging in as "Professional user", can access many new features:

- Display on the map the systems of its customers with relative status indicators (correctly operating/malfunctioning)
- See, for each customer, the complete list of operators with relative status indicators.
- Configure and monitor all the devices connected
- Manage scenarios and plan activities
- Check the history and status.
- Manage scheduled maintenance for each device.

Accessing as a "private user", CAME CONNECT is also the perfect solution for the end user who wants to remotely manage all the technologies installed in his home, such as activating operators, viewing images of the security system, receiving alerts or sending requests for assistance to the installer.



# THE COMPLETE RANGE



\* Dimensions related to models 801MP-0050 - 801MP-0070

## Application dimension (mm)

MODELS	801MP-0050 - 801MP-0070			801MP-0060 - 801MP-0080		
	A	B	C Max.	A	B	C Max.
GATE LEAF OPENING (°)						
90	130	120	50	200	200	150
90	150	230	150	200	270	200
90	120	270	200	-	-	-
120	180	130	50	200	140	70

## Limits to use

MODELS	801MP-0050 - 801MP-0070				
	Maximum door-leaf length (m)			3	2.5
Max leaf weight (kg)			400	600	800
Max. leaf opening (°)			120	120	120
MODELS	801MP-0060 - 801MP-0080				
	Maximum door-leaf length (m)	5	4	3	2.5
Max leaf weight (kg)	400	500	600	800	1000
Max. leaf opening (°)	120	120	120	120	120

For leaves longer than 2.5 m, it is always recommended to install an electric lock, to ensure efficient closing of the gate. Its installation is mandatory in the case of irreversible gear motors.

## Technical features

MODELS	801MP-0050	801MP-0060	801MP-0070	801MP-0080
Protection rating (IP)	54	54	54	54
Power supply (V - 50/60 Hz)	230 AC	230 AC	230 AC	230 AC
Motor power supply (V)	230 AC	230 AC	24 DC	24 DC
Cycles/hour	20	20	CONTINUOUS SERVICES	CONTINUOUS SERVICES
Current draw (A)	1	1	8 Max	8 Max
Power (W)	250	250	80	80
Opening time at 90° (s)	20	20	15 to 30	15 to 30
Thrust (N)	400 to 3000	400 to 3000	400 to 3000	400 to 3000
Operating temperature (°C)	-20 to +55	-20 to +55	-20 to +55	-20 to +55

© CAME SPA - KADENLGE19 - 2020 - EN

Came reserves the right to make any changes to this document at any time. Even partial reproduction is prohibited.

● 230 V AC ● 24 V DC

# CAME

CAME S.p.A.

Via Martiri della Libertà, 15  
31030 Dosson di Casier  
Treviso - ITALY

CAME.COM



We are a leading multinational supplier of integrated high-tech solutions for automating residential, public and urban settings, which generate intelligent intelligent spaces for the people's wellbeing.

- GATE OPERATORS
- VIDEO ENTRY SYSTEMS KIT
- BURGLAR ALARM SYSTEMS
- HOME AUTOMATION
- THERMOREGULATION
- BLINDS AND AWNINGS AUTOMATION
- GARAGE AND INDUSTRIAL DOORS
- AUTOMATIC DOORS
- TURNSTILES AND ACCESS CONTROL
- BOLLARDS AND PERIMETER SECURITY
- PARKING FACILITIES AND ROAD BARRIERS

